

FP 1.400

DIAPHRAGM LIQUID PUMP



FP 1.400



FP 1.400



FP 1.400

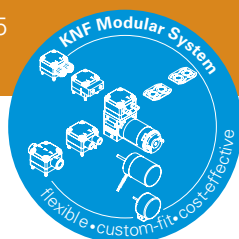
ADVANTAGES

- Low pulsation
- Excellent linearity
- Self-priming and can run dry
- Gentle conveying of sensitive media
- Long lifetime, no maintenance
- Able to transfer aggressive media
- IP 65

POSSIBLE AREAS OF USE

- Inkjet printing
- Medical technology
- Laboratory technology
- Fuel cells
- Semiconductor industry
- And many more

Please visit our website
www.knf.com
 to get more information.



PERFORMANCE DATA

Series model	FP 1.400	
Material options	KP	KT
Pump head	PP	PP
Diaphragm	PTFE coated	PTFE coated
Valves / O-rings	EPDM	FFKM / FKM
Flow rate (l/min)	4.4 /min	4.2 /min
Suction height (mH ₂ O)	3	2.8
Pressure head (mH ₂ O)	60	60
Permissible media temperature (°C)	5 - 80	5 - 80
Permissible ambient temperature (°C)	5 - 40	5 - 40
Protection factor	IP 65	IP 65
Weight (kg)	1.8	1.8

ELECTRICAL DATA

Voltage (V)	24	24
Motor	DCB-4	DCB-4
Power (W) start at 5°C ambient	91	91
I (A) start at 5°C ambient	3.9	3.9
I (A) start at 25°C ambient	3.0	3.0
Wires	AWG22	AWG22
Input signal	Vctrl / PWM inverse	Vctrl / PWM inverse
Input signal range Vctrl	0...5 V	0...5 V
Input signal range PWM inverse	100%...0%	100%...0%

VARIOUS

Dimensions LxWxH (mm)	155x138x100	155x138x100
Hydraulic connections	G 3/8"	G 3/8"
Hose diameter recommendation (mm)	ID 12	ID 12

CUSTOMIZED PERFORMANCE ON REQUEST

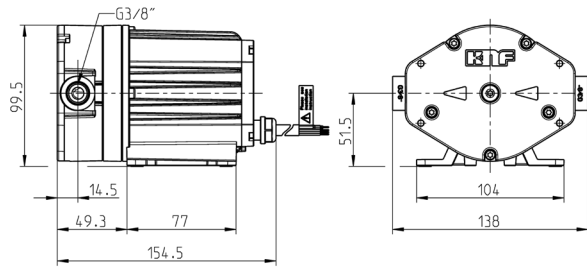
Flow rate up to (l/min)	5.2
Suction height up to (mH ₂ O)	3.5
Pressure head up to (mH ₂ O)	60

FP 1.400 KPDCB-4

PERFORMANCE DATA

Series model	Flow rate at atm. pressure (l/min)	Max. suction height (mH ₂ O)	Max. pressure head (mH ₂ O)
FP 1.400 KPDCB-4	4.4	3	60

FP 1.400 KPDCB-4



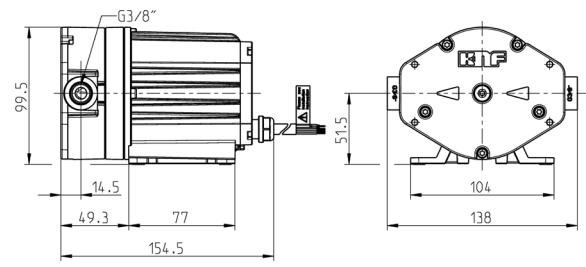
Dimensions in mm

FP 1.400 KTDCB-4

PERFORMANCE DATA

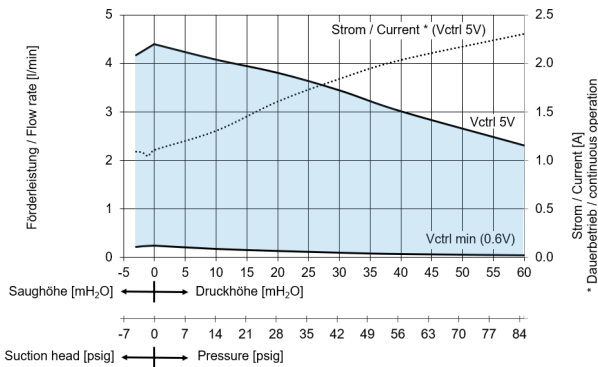
Series model	Flow rate at atm. pressure (l/min)	Max. suction height (mH ₂ O)	Max. pressure head (mH ₂ O)
FP 1.400 KTDCB-4	4.2	2.8	60

FP 1.400 KTDCB-4

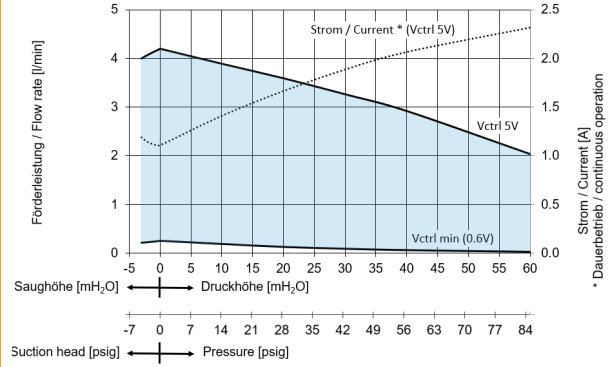


Dimensions in mm

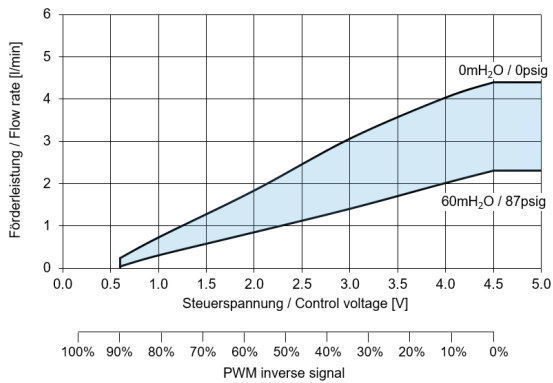
FP 1.400 KPDCB-4 FLOW RATE



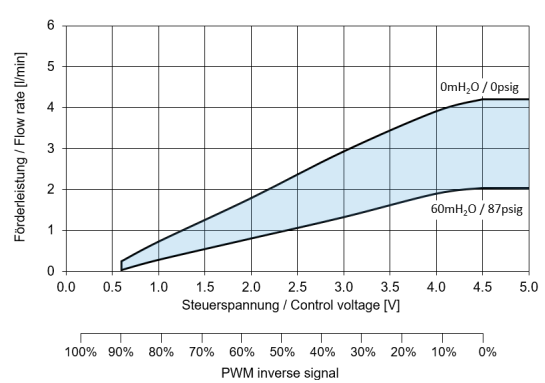
FP 1.400 KTDCB-4 FLOW RATE



FP 1.400 KPDCB-4 CONTROL VOLTAGE



FP 1.400 KTDCB-4 CONTROL VOLTAGE



OPTIONS		
Description	Illustration	Details
Different hydraulic connection types		Compression fittings, hose connector, push-in connector etc.



NSF National Sanitary Foundation

This certification will confirm that all of the pumps with the code .51 are certified for the use with foods/consumables.

ACCESSORIES			
Description	Illustration	Order no.	Details
Leakage sensor		On request	The liquid level sensor provides a digital output that denotes the presence of liquid in the motor housing.
Pressure switch		On request	Pressure switch (SPDT) to monitor pressure in the pump head. Adjustable set point. Can be used to indicate and prevent system overpressure.
Pulsation damper		On request	This versatile pulsation damper reduces hydraulic pressure pulsations and vibrations in hoses and pipes. It helps to remove pulsation which prevents the system from functioning correctly. It also protects instrumentation connected after the pump.
Anti-vibrations mounts		On request	Used to mount the pump in your system and to minimize vibration.

The performance values for the series models shown on this data sheet were determined under test conditions. The actual performance values may differ and depend in particular on the usage conditions and therefore on the specific application, on the parameters of the components involved in the user's system and on any technical modifications carried out which deviate from the standard configuration or the as delivered condition.

If individual designs have been created for specific customers on the basis of series models, other technical performance data may apply. Before operation begins, the relevant operating instructions and/or assembly or installation instructions should be read and the safety information contained in these instructions should be noted. KNF reserves the right to make changes to the product and the associated documentation without prior notice to the customer



www.knf.com